

THE SYSTEM OF MAP AND
BIRDS
IN HOMEOPATHY

by

Dr. Bhawisha and Dr. Shachindra Joshi

Acknowledgments

This book is dedicated to the spirit of Birds!

If on reading the book you find yourself enjoying the experience, particularly in relation to the flow, credit goes to our dear friend Graz. As our major critic, her contribution to the language gives the book a solid backbone. She has ensured that every word we have written can be well understood, the expression of our ideas is exact and the information we have provided is sufficiently detailed. We are thankful for her selfless dedication to the variety of tasks she has been prepared to take on, her keenness to bring out the best in us and her perseverance with homeopathy.

Our clinical assistants, Dr. Zainab Jawadwala and Dr. Jinal Shah deserve full credit for their painstaking help in gathering information, editing out what is unimportant and proof-reading with endless enthusiasm, eagerness and readiness to walk that extra mile. Dr. Mishkaat Hashmi has helped us with case transcriptions and picture collections while assisting us in the clinic. Dr. Preeti Girish, our close friend and associate has helped edit our cases to make them reader friendly.

Dr. Amol Sangekar, a dear friend, occupational therapist, wildlife enthusiast and an avid photographer has shared beautiful clicks from his personal collection of these magnificent birds, some of which we have used, including the pelican on the cover.

Jan Scholten the pioneer of the concept and use of the Periodic Table in Homeopathy deserves special credit. We will always be indebted to him. We are grateful for his kind words, his inspiration and his precious friendship.

As is ever the case, our patients have been the greatest of all teachers and deserve our deepest gratitude.

Dr. Bhawisha Joshi M.D (Hom) & Dr. Shachindra Joshi M.D. (Hom)

Table of Contents

SECTION 1 – PHILOSOPHY OF M-A-P SYSTEM

■ Introduction	7
■ Homeopathy – A system of Models, Maps and Patterns	11
■ The System of Levels – Levels of Human Development	39
■ How to find the levels in a case	54
■ Understanding the number code	57
■ The Base level – vertebrate vs invertebrate	62
■ 18 Columns	65
■ Quick table of columns	86
■ The importance of numbers and characteristics	94
■ Some important bird terminology	95
■ Periodic table	98

SECTION 2 – ILLUSTRATIVE CASES

■ Case 1	101
■ Case 2	129
■ Case 3	146

SECTION 3 – BIRDS IN NATURE AND THEIR HUMAN REFLECTIONS

■ General Bird Characteristics and Themes	175
■ Birds of different levels	183

Birds of level 3/3

■ Caprimulgiformes (Oil bird, Potoo, Nightjar, Frogmouth, etc.)	185
■ Mesitornithiformes (Mesite)	191
■ Pteroclitiformes (Sandgrouse)	193
■ Galliformes (Guineafowl, Quail, Chachalacas, Malleefowl, Peacock, Turkey, etc.)	196
■ Individual Phasianidae (Chicken, Quail, Pheasants, Turkey, Peafowl) ..	202
■ Differentiating common Galliformes birds	210

■ Opisthocomiformes (Hoatzin)	212
■ Eurypygiformes (Kagu and Sunbittern)	215
■ Passeriformes (Tit, Mynah, Finch, Robin, Turdus, Sparrow, Swallow, Crow, etc.)	219
■ Common Passeri birds in chart form	224
■ Paradisidae (Birds of Paradise)	240
■ Corvidae (Jay, Magpie, Crow, Raven, etc.)	244
■ Quick Comparison Chart – Level 3	257

Birds of level 3/4

■ Tinamiformes (Tinamou)	258
■ Coliiformes (Mouse bird)	261
■ Leptosomiformes (Cuckoo roller)	264
■ Trogoniformes (Trogon and Quetzal)	266
■ Piciformes	270
■ Pici	
■ Picides (Woodpecker, Piculet, Wryneck, Flicker, Sapsucker, Honeyguide)	274
■ Ramphastides (Barbet, Toucan, Aracari)	280
■ Galbuli	
■ Bucconidae (Puffbird, Monklet, Nunbird)	285
■ Galbulidae (Jacamar)	286
■ Struthioniformes (Kiwi, Emu, Rhea, Cassowary, Ostrich)	288
■ Table of comparison of Struthioniformes	297
■ Cariamiformes (Seriema)	299
■ Coraciiformes (Roller, Tody, Kingfisher, Kookaburra, Bee-eater, etc.)	302
■ Bucerotiformes (Hornbill, Hoopoe)	314
■ Quick Comparison Chart – Level 4	321

Birds of level 3/5

■ Columbiformes (Pigeon, Dove)	322
■ Musophagiformes (Turaco, Go-away bird)	330
■ Cuculiformes (Koel, Cuckoo, Roadrunner, etc.)	332

■ Otidiformes (Bustard)	337
■ Apodiformes (Swift, Tree-swift, Hummingbird)	339
■ Psittaciformes (Lorikeet, Parakeet, Budgerigar, Parrot, Macaw, Kea, Cockatoo, etc.)	446
■ Proving themes of <i>Melopsitacus undulatus</i>	353

SEA BIRDS

■ Sea Birds - Characteristics and Themes	364
■ Differentiating Sea birds from Raptors	367
■ Phoenicopteriformes (Flamingo)	368
■ Podicipediformes (Grebe)	372
■ Gruiformes (Fintfoot, Coot, Rail, Crane, etc.)	374
■ Ciconiiformes (Stork, Adjutant)	386
■ Anseriformes (Duck, Goose, Swan, Screamer, Magpie goose)	392
■ Table of comparison – Duck, Goose, Swan	411
■ Charadriiformes (Auk, Puffin, Stilt, Curlew, Tern, Gull, Skua, etc.)	412
■ Table of comparison - Skua, Gull, Tern, Skimmer	430
■ Pelecaniformes (Hamerkop, Spoonbill, Ibis, Heron, Pelican, etc.)	431
■ Table of comparison of Pelecaniformes	447
■ Procellariiformes (Fulmar, Shearwater, Albatross, Petrel, etc.)	448
■ Table of comparison of Procellariiformes	460
■ Sphenisciformes (Penguin)	461
■ Suliformes (Booby, Gannet, Cormorant, Frigate)	467
■ Table of comparison of Suliformes	477
■ Gaviiformes (Loon)	478
■ Phaethontiformes (Tropic bird)	481
■ Quick Comparison Chart – Level 5	484

Birds of level 3/6L

■ Common Raptor Themes	486
■ Falconiformes (Kestrel, Forest falcon, Hobby, Falcon, Caracara, etc.)	488
■ Strigiformes (Barn owl, Pygmy owl, Great grey owl, Snowy owl, Great horned owl, Tawny owl, etc.)	501

Accipitriformes	529
■ Harrier	534
■ Kite	535
■ Osprey	539
■ Hawk (Buteo, Sparrowhawk, Goshawk, Buzzard, etc.)	542
■ Secretary bird	551
■ Vulture (Andean condor, Lammergeier, Griffon, Turkey vulture, etc.)	553
■ Eagle (Golden eagle, Bald eagle, White-tailed eagle, etc.)	566
■ Table of comparison – All Raptors	580
■ All Birds in Quick Chart form	583
■ Appendix of Birds (Common names, Zoological names)	618
■ Avian Classification according to Levels	635

Philosophy of the MAP system



Introduction

This book represents the culmination of eight years' hard work during which we gradually slotted together observations from clinical experience to reveal a series of significant and useful patterns. Figuratively, with the book's release, we can finally free ourselves from the entanglements and entrapments we encountered along the way, arising from a desire to share our research including the sense we have made of it. The Quick book followed by the Mammal book, released three years ago, were stepping-stones along the way, setting a direction for the MAP system.

Currently we are in a position to review our case results with some satisfaction and amazement. Being aware of just how much it is possible to learn from each and every case, it is almost tempting to focus on the clinic alone without the writing, teaching or publishing. It has been quite a challenge to deconstruct and explain our thought processes on paper. The system we have devised has now become second nature, helping us to focus on the crux of each case and arrive at possible remedies with far more ease, precision and speed. Over the years, this system has evolved and slotted together for us through the cases we have treated – the successful ones, but even more so, the less successful ones that we chose to reassess.

Working with the birds has been pure pleasure. We feel a karmic connection to them. I recall telling Bettina (our Hungarian assistant and clinical observer) in 2016 that I had a good grip on mammal pictures and now needed to see more bird cases. The birds started to fly in from the very next day in all sizes, shapes, genders and shades!

Returning to this book, it has three sections - Philosophy, Cases and Birds

1. The first section reveals our philosophy underpinning our system of MAP. We explain the entire journey – our process of discovery leading to the creation of this system. We then go on to explain the various elements and components of the system and how to use or implement it in practice.
2. In the second section we present some cases – practical illustrations of how we use the system and arrive at a remedy. This being a bird book, all these cases involve bird prescriptions.
3. The third section focuses on birds! We follow a pattern from general to specific, starting with themes common to all birds followed by their zoological classification. We then go on to explain each existing Bird Order, chapter by chapter. Under each order, we describe the important families in detail, and within each family, the important bird species, frequently prescribed bird species and their remedies.

Prejudices, Judgments and Notions – A word of caution:

When we finally arrive at a remedy for a person, especially an animal remedy, there is a natural tendency to start comparing ourselves (or our patients) with the chosen remedy.

This can often happen in cultures where the remedy name must be disclosed to the patient, or in the case of homeopaths who are treating themselves or being treated by fellow homeopaths.

The animal remedy that we need, or that heals us, does not define us. It resonates with that pattern that we have. There are many counterparts for that pattern, as we have already established in earlier books – that there are plants and minerals with equivalent counterparts of the pattern. Often, if we identify with the animal, we can become judgmental about ourselves based on whether we like that particular animal or not. Patients may do the same and this can actually get in the way of the healing.

Each human being and each animal, or plant, or mineral, has its own place in the universe, a reason to exist and a contribution to make towards an ecosystem. Hence each is valuable in its own place.

Our prejudices about any particular animal should not get in the way of our prescribing, or personally taking the remedy, if needed. We must be able to explain this logic to our patients.

The System of Levels - Levels of Human Development

Glands		1	2	3	4	5	6	7	8	9	10	11	12	13	14	15	16	17	18
Testes & Ovaries	Level 1																		
Adrenals	Level 2																		
Pancreas	Level 3																		
Thymus	Level 4																		
Thyroid	Level 5																		
Pituitary	Level 6																		
Pineal	Level 7																		
Lanthanide																			
Actinide																			



Based on our system of levels of human development, we have developed a numbering system to codify our understanding of remedies; we explain briefly below.


Growth and evolution are never-ending processes. In recent years, we have condensed and systematized our work by coining a System of Levels for mapping the process of Case-taking and Materia Medica.

According to this system all patients are plotted on the 7 levels of human development. The mineral, animal and plant remedies are also mapped on these 7 levels creating an accessible M-A-P of Materia Medica.

Below we provide a brief summary of the levels.

The evolution of a personality, or evolution and progression of the levels, is akin to the process of forming boundaries.


Birds in Nature and their Human Reflections



Birds of level 3/3

Order

Caprimulgiformes

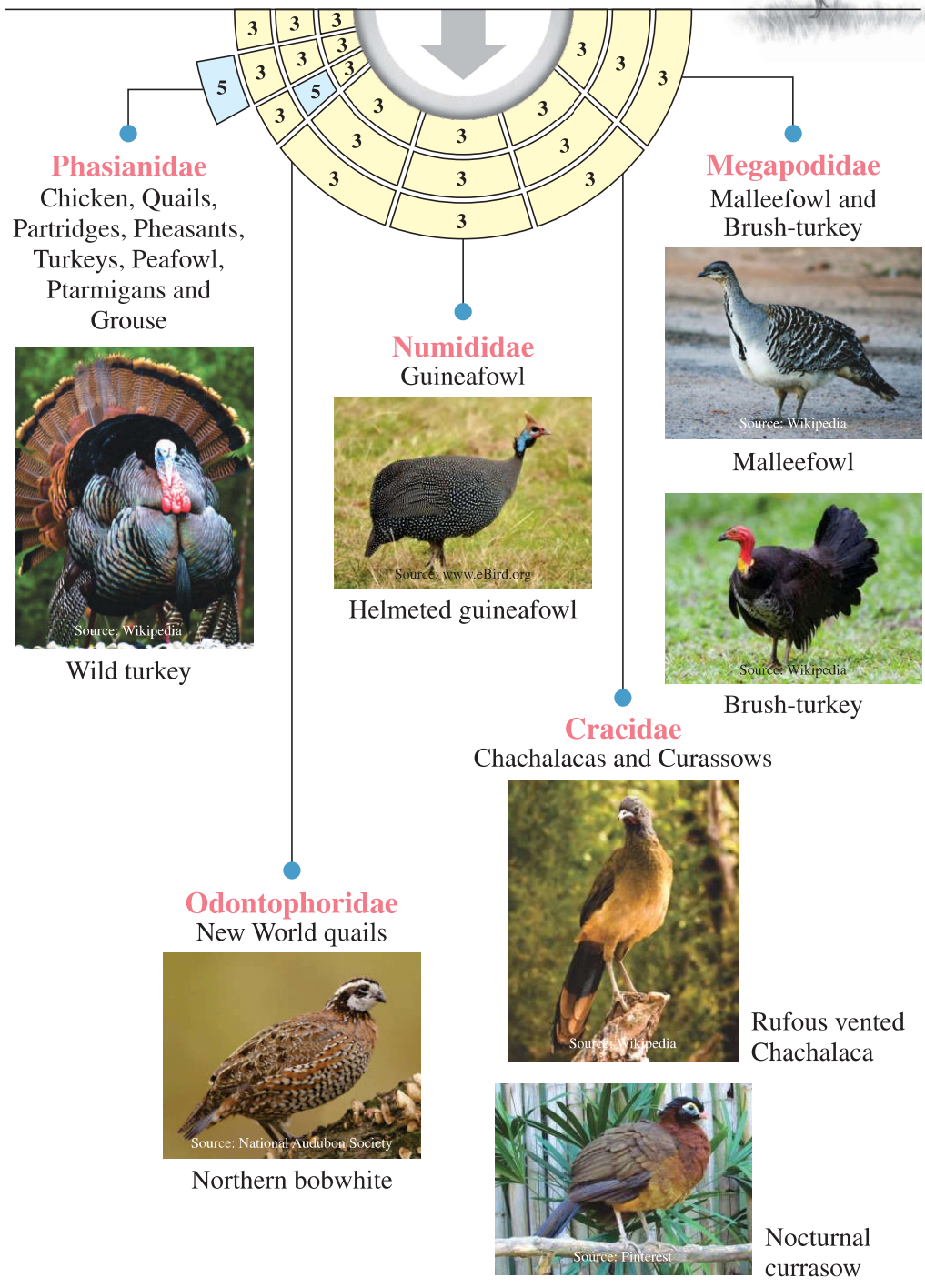



Caprimulgiformes has 120 species approx. in 5 families.

5 Families:

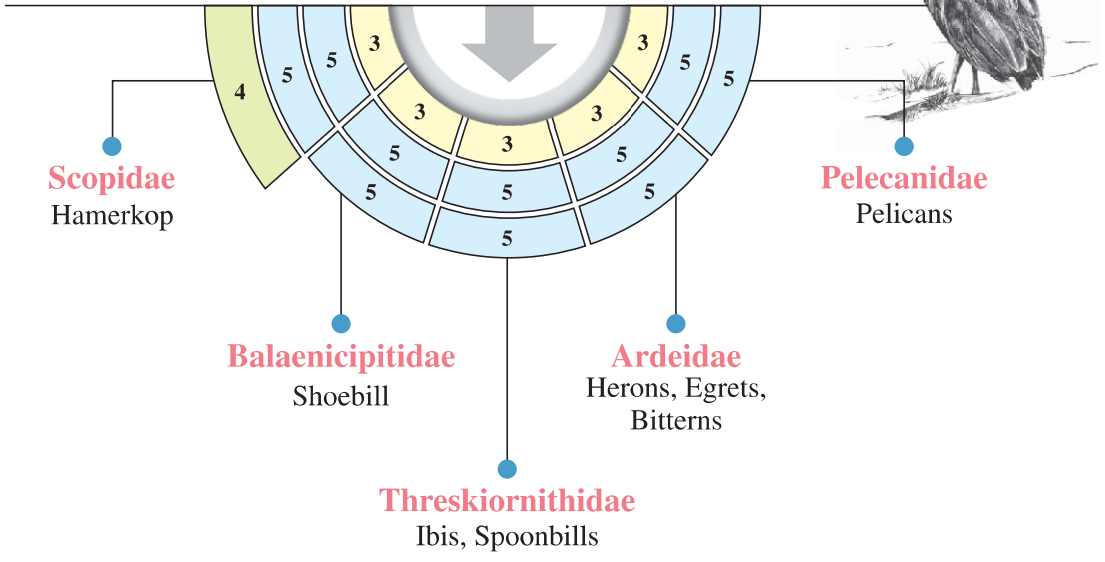
- **Steatornithidae** (oilbird – 1 species)
- **Nyctibiidae** (potoos – 7 species)
- **Caprimulgidae**
 - **Subfamily Chordeilinae** (New World nighthawks – 10 species)
 - **Subfamily Caprimulginae** (typical nightjars – 79 species)
 - **Subfamily Eurostopodinae** (eared nightjars – 5 species)
- **Podargidae** (frogmouths – 15 species)
- **Aegothelidae** (owlet-nightjars – 11 species)

Order
Galliformes



Order

Pelecyaniformes



● **Scopidae**



Source: www.wikipedia.org

Hamerkop

● **Threskiornithidae**



Source: National Audubon Society

Roseate spoonbill



Source: Wikipedia

African sacred ibis

● **Balaenicipitidae**



Source: www.wikipedia.org

Shoebill



Source: www.wikipedia.org

Royal spoonbill



Source: www.wikipedia.org

Eurasian spoonbill

- **Haliaeetinae** (sea eagles)
- **Harpiinae** (harpy's eagles)
- **Melieraxinae** (chanting goshawks)
- **Buteoninae** (buteonine hawk, true eagles and sea eagles)
- **Aquilinae** (eagles - hawk eagle, true eagle, martial, black eagle)

Accipitriformes has been divided into 7 groups homeopathically.

Harriers – Circinae

Kites – all kites from Milvinae and Elaninae

Osprey – Pandionidae

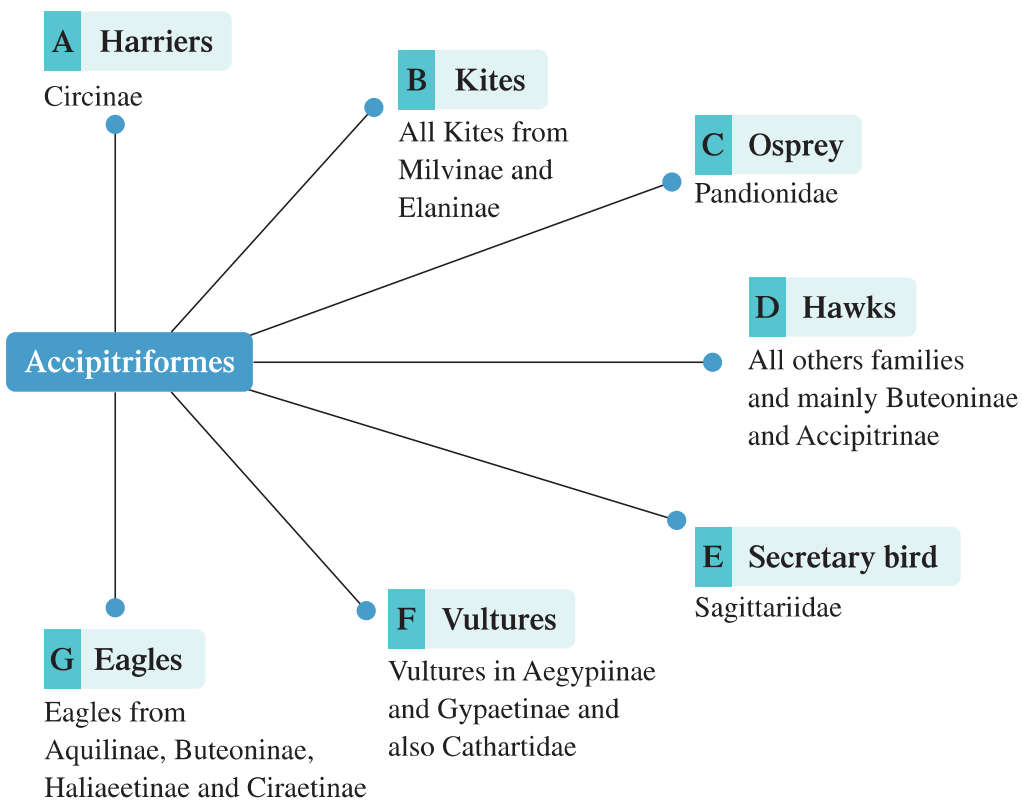
Hawks – all other families and mainly Buteoninae and Accipitrinae

Secretary bird – Sagittariidae


Vultures – includes all vultures of Aegyptiinae and Gypaetinae (Accipitridae) and also Cathartidae (New World vultures)

Eagles – includes all eagles of Aquilinae, Buteoninae, Haliaeetinae and Circaetinae

Buzzards are a common name in some regions for hawks and in some for vultures. Hence there is no such specific bird as a buzzard.



All Birds in Quick Chart form



Caprimulgiformes

Caprimulgiformes – 3/3/3

Night aggravation, affinity to dark places. Individuals with simple needs and desires and aim for struggle free life. Quick in their work, acrobatic. Silent, likes to work in background, prefers not to be noticed and remain insignificant in the group. Love for music and their taste in music and other things can be whacky and strange.



Steatornithidae Oilbirds – 3/3/3 column 2+15

Gregarious, loud, night aggravation.
Love fruits.
Themes of dark and small spaces.
As children they are quite dependent.



Nyctibiidae Potoos – 3/3/3 column 3+16

Social, needs group for safety and protection.
Can be strong, in a way when they have to face any challenge or confront people.



Caprimulgidae New world nightjars, typical and eared nightjars – 3/3/3 column 6

Appear calm but firm
and achieve what they decide
for themselves.



Podargidae Frogmouths – 3/3/3 column 7+15

Strong bond with their
partners and like to have physical
and emotional connect with them.
Protective of their loved ones and
those dependent on them.



Aegothelidae Owlet - nightjars – 3/3/3 column 14

Feeling of being wronged or victimized.
Love to be covered and like small and cozy places.